


EDDYSTONE

SHORT WAVE COMPONENTS

SEASON



1936



STRATTON & Co. LTD. • EDDYSTONE WORKS • BROMSGROVE ST. • BIRMINGHAM 5.



“EDDYSTONE” Short Wave and Television Components are guaranteed to be of first-class workmanship and materials. A keen and personal interest is taken in their production.

Their design for high frequency requirements is based on years of specialisation in this direction and is the combined effort of our technical staff, who are keen high frequency experts.

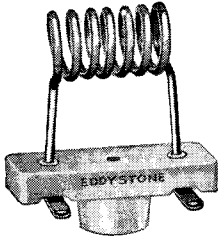
The use of well designed and efficient parts is most necessary in high frequency circuits if good results are to be obtained. We can confidently recommend the inclusion of “EDDYSTONE” parts in your apparatus with the knowledge that they will be found reliable and highly satisfactory in operation.

Stratton & Co. Ltd.,
Eddystone Works,
Bromsgrove Street,
BIRMINGHAM 5

EDDYSTONE

Ultra Short Wave Coils

These Coils are wound with 14 gauge high conductivity electrolytic copper wire and are heavily silver plated. The ends are soldered to eyelet tags mounted in a Frequentite base. A 4 turn coil covers 4-6 metres, combined with the 3 turn as aerial coupling. The 6 and 8 turn coils cover 6-8 and 8-10 metres combined with the 4 turn as coupling coil. The mean diameter of the coils is $\frac{3}{4}$ ".

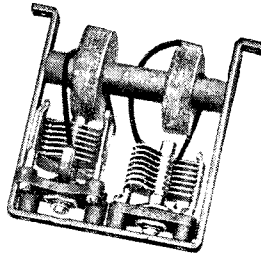



CAT. No. 1020.

3 turns.	Code ULCO	PRICE 1/6
4 turns.	Code ULCA	PRICE 1/6
5 turns.	Code ULTI	PRICE 1/7
6 turns.	Code ULTO	PRICE 1/8
8 turns.	Code ULTA	PRICE 1/10

Air Tuned I.F. Transformer

LITZ WOUND.





Size $2\frac{7}{8}'' \times 2'' \times 3\frac{1}{4}''$.

Considerable thought has been given to the design of these transformers to make them as efficient as possible in a reasonably sized container. Two "EDDYSTONE" No. 978 Air Trimmer Condensers are used, while the primary and secondary windings of the transformer are wound with genuine 27/42 litz wire, the whole unit being shielded in a soldered metal container. Trimming adjustment is from the top and the adjustment of the condensers is such that they will not move when once set. The total tuning range of the unit is from 400-500 kc/s, allowing ample safety margin for circuit loading. The transformers are highly efficient and give a bandwidth of approx. 7 kc/s.

CAT. No. 1014. Code TRAF. 450 kc/s. PRICE **13/6**

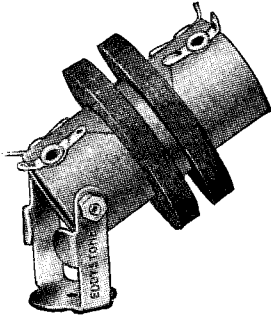
Mica Tuned I.F. Transformer



This is a transformer with less gain than the air tuned litz wound unit shown above, but is recommended where two or more stages are employed. The coils are honeycomb wound on a hollow Steatite tube and give a maximum degree of coupling with a band width of approx. 7 kc/s. The screening can is of aluminium and the capacity between coil and can is small. Mica trimming condensers are incorporated with adjustment at the top and they have positive adjustment. The frequency range of the unit allowing for circuit loads is conservatively stated as from 400-500 kc/s.

CAT. No. 674. 450 kc/s. Code INFRE. PRICE **8/6**





Quench Coil Unit

The use of a super-regenerative type of set for 5-metre reception is exceedingly popular, due to advantages which this type of circuit has for such work. The quench unit for this purpose comprises two honeycomb self-supporting coils wound $\frac{1}{8}$ " apart on a paxolin former, the whole being mounted on a metal stand which permits of vertical or horizontal mounting. Used as the grid coil, it should be tuned with a .006 mfd. condenser when the quenching frequency is approximately 20 kc/s. This frequency is found to be best in practice.

CAT. No. 958. Code ENCHA. PRICE 4/6

Ultra Short Wave H.F. Chokes



winding, which is not disturbed when using the wire ends for mounting. There is no undesirable metal end cap or shorted loop in the field of the choke. They are single layer space wound on D.L.-9 formers and have an exceedingly low self-capacity. Due to their small size and light weight, they mount conveniently.

CAT. No. 1011. D.C. resistance 1.3 ohms. Inductance 5.6 microhenries.

Code FREK. 2.5-10 metres. PRICE 1/3.

CAT. No. 1021. D.C. resistance 0.4 ohms. Inductance 5.4 microhenries.

A low resistance H.F. choke for filament leads of electron coupled oscillators.

Code FRAQ. 2.5-10 metres. PRICE 1/3.

Short Wave H.F. Chokes



wound coils spaced apart. Due to their small size and light weight, they mount easily in the wiring. They have a very low self-capacity and are quite free from resonant peaks over the wave range covered.

CAT. No. 1010. D.C. resistance 22 ohms. Inductance 1.25 millihenries.


Code OFRA. 5-180 metres. PRICE 2/-.

CAT. No. 1022. D.C. resistance 10 ohms. Inductance 1.5 millihenries.

Heavy duty for transmitters to carry 250 m/amps.

Code OFTA. 5-180 metres. PRICE 3/-.

Screened H.F. Chokes



The All Wave Choke No. 982 is for universal use on wavelengths between 12 and 2,000 metres. It comprises six honeycomb coils spaced apart on a hollow Steatite tube and mounted in a copper screening container. The natural wavelength is over 2,400 metres and it gives great satisfaction with freedom from resonant peaks on the short wavelengths and broadcasting bands. The Short Wave Choke is similar in construction but consists of four honeycomb coils spaced rather further apart and covers wavelengths up to 200 metres only.

CAT. No. 982. All Wave Choke, 13-2,000 metres.

Code UFRE. PRICE 5/-

CAT. No. 983. Short Wave Choke, 10-200 metres.


Code OFRE. PRICE 3/6



EDDYSTONE

Short Wave Mica Trimmer

FREQUENTITE BASE.




FULL SIZE

A small trimming condenser which is invaluable in short wave or all wave sets for balancing, trimming or padding purposes. The adjustment is positive and gives variation of capacity from 4 m.mfd. to 30 m.mfd. Mica insulation is used on a light weight base made from the new quality Frequentite.

CAT. No. 1023. Code PADA. PRICE 1/-

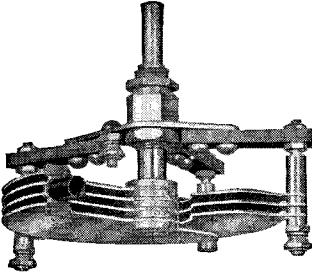
Slow Motion Reaction Condenser



A fine degree of accuracy for reaction control in a short wave receiver is obtained with this condenser. It has a 10:1 vernier motion which is perfectly smooth and responds to the slightest touch without back-lash. The condenser is made with all brass vanes and in one capacity, .0002 mfd. only, which has been found suitable for general requirements. It is supplied with knob, pointer and engraved dial.

CAT. No. 957. .0002 mfd. Code ERICA.
PRICE 6/-

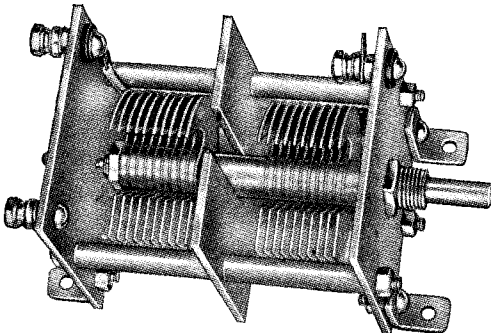
Short Wave Variable Condenser



No. 922 condenser has been designed for short wave work and is suitable both for receiver, low power transmitter work and for the frequency doubling stages of more powerful transmitters. No. 979 condenser has increased spacing and is suitable for transmitter work with an input voltage of 250 watts, for voltages up to 2,500 volts. A minimum of dielectric is used and both brass rotor and stator vanes are soldered. The condenser is quite noiseless in use.

CAT. No. 922. 2.5 m.mfd.-160 m.mfd. Code ACRA PRICE 8/6
CAT. No. 979. 2.5 m.mfd.-100 m.mfd. Code CONDE PRICE 10/6

Gang S.W. Condensers



These condensers are designed for high frequency use and have Calit insulation. The condenser is of all brass construction and heavy metal is used. The condensers are rigid and compact in size.

CAT. No. 998. Code ACTE.
2-gang, 40 m.mfd. sections.
PRICE 15/-


CAT. No. 967. Code ACTO.
2-gang, 150 m.mfd. sections.
PRICE 17/6

Prices for 3-gang condensers on application.



EDDYSTONE


Air Dielectric Trimmer



This condenser is mounted on a base of D.L.-9 low loss dielectric. It can be used for all pre-set and trimming purposes but has been particularly designed for use with intermediate frequency transformers. It is mounted by means of two small pillars on the base and the spindle is slotted at each end so that adjustment can be made from the top or bottom. The tension is such that it will not alter when set. The minimum capacity is 3 m.mfd. and the maximum capacity 65 m.mfd.

CAT. No. 978. Code DITRI PRICE **3 6**

Midget Condenser

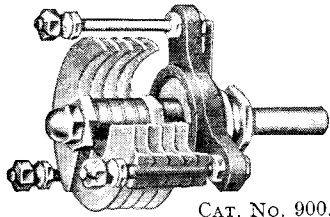


A condenser of small size suitable for trimming, balancing or band-spreading. The design is similar to the air dielectric trimmer No. 978 with spindle extended and fitted with engraved scale and knob. Minimum capacity 3 m.mfd., maximum capacity 65 m.mfd.

CAT. No. 1013. Code TRID. PRICE **4 3**

Microdenser

FOR ULTRA SHORT WAVE USE.




This condenser has been developed in particular for the ultra short waves from 5-10 metres. The insulating spider is made from D.L.-9, the low loss dielectric material. The vanes are of brass, soldered together to give a low series resistance at high frequencies. The motion is smooth and the condenser noiseless in operation.

CAT. No. 900.

15 m.mfd.	Code PICA	PRICE	3 9
25 m.mfd.	Code PICE	PRICE	4 -
40 m.mfd.	Code PICUT	PRICE	4 3
100 m.mfd.	Code PICAT	PRICE	5 -

"Scientific" Short Wave Condenser



This "EDDYSTONE" "Scientific" Short Wave Condenser represents the latest trend of short wave condenser design. The spider end plates are made from the new low loss dielectric material D.L.-9. The bearings of the same material ensure noiseless operation. A positive connection from the moving vanes is obtained by means of a screened pigtail which is non-inductive and insulated.

CAT. No. 942.


35 m.mfd.	Code SICA	PRICE	6 -
60 m.mfd.	Code SICO	PRICE	6 6
100 m.mfd.	Code SICOT	PRICE	7 -
160 m.mfd.	Code SICUT	PRICE	7 6



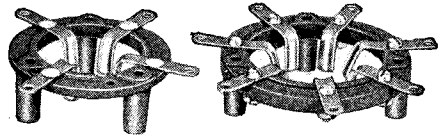
EDDYSTONE

Universal Short Wave Valveholder

D.L.-9. DIELECTRIC



Showing valveholder mounted under chassis.

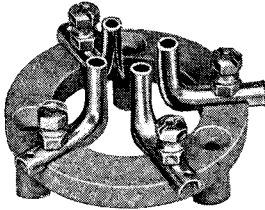


(PAT. PENDING)

A real low loss valveholder for above or below baseboard mounting. The valve enters from either side and so at last gives to the constructor a low loss valveholder for under baseboard use. The holder adds practically no increase of self-capacity to that already in the valve base. The spring legs make excellent contact and are in one piece to prevent noise. The insulating ring is of D.L.-9 low loss dielectric and is raised by means of small pillar feet.

CAT. No. 1015.	4-pin.	Code UNIV.	PRICE 1/3
CAT. No. 1016.	5-pin.	Code ONIV.	PRICE 1/5
CAT. No. 1024.	7-pin.	Code ANIV.	PRICE 1/8

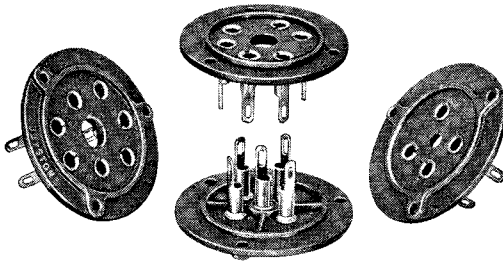
Frequentite Valveholder



This valveholder is of low loss construction, the insulating ring being made from Frequentite, the special material for high frequency use. The holder is raised by small pillars from the baseboard and the metal sockets are made from one piece so that all chance of noise through separate pieces being joined together is obviated.

CAT. No. 949.	4-pin.	Code EVIX.	PRICE 1/5
CAT. No. 950.	5-pin.	Code EVOX.	PRICE 1/8


Chassis type Valve or Coil Bases



These bases are designed for under baseboard wiring in short wave receivers. The insulating material is the special high frequency dielectric D.L.-9. The metal sockets are separated by ribbed sections so that flux or dirt does not cause leakage between the sockets.

CAT. No. 953.	4-pin.	Code ETRAX.	PRICE 10d.
CAT. No. 954.	5-pin.	Code ETRIX.	PRICE 1/-
CAT. No. 964.	6-pin.	Code ESAT.	PRICE 1/3
CAT. No. 985.	7-pin.	Code SETRA.	PRICE 1/4





Adjustable Insulated Bracket

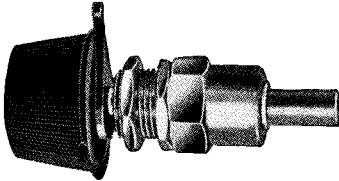
D.L.-9 INSULATION. (PATENT PENDING).

A sturdy and strong bracket for mounting components which are controlled from an extension spindle. The insulated portion, which is made from D.L.-9 high frequency dielectric, is adjustable with the mounting hole at centres of $2\frac{1}{2}$ " to $3\frac{3}{16}$ " from the baseboard. The size of hole is $\frac{1}{32}$ " or $\frac{7}{16}$ " clearance. The metal one-piece slide is finished brown and clamps to baseboard with two screws.

CAT. No. 1007. CODE ADJO. PRICE 1/6

Slow Motion Driving Head

(PATENT PENDING).




Supplied with 0-10 $1\frac{1}{2}$ " engraved scale. and compact slow motion tuning drive. It is recommended that the flexible coupler as shown below be used in conjunction with it.

This slow motion driving head has a 9:1 reduction ratio with the pointer moving through 180°. It is very useful for slow motion control of components mounted from an extension spindle and in the design of ultra short wave receivers, enables the component in question to be mounted in the best position for short wiring. Also in transceiver design, it affords a very small

transceiver design, it affords a very small

CAT. No. 1012. CODE DRIAD. PRICE 3/-

CAT. No. 1036. Fitted with knob dial cursor No. 1026. CODE ORIAD. PRICE 4/6



REG. DESIGN

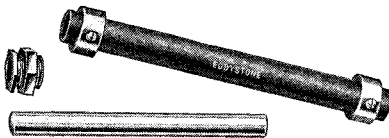
Flexible Coupler

D.L.-9 INSULATION.

The design of this coupler is such that although completely flexible, it is free from back-lash. The insulating portion is of D.L.-9 low loss dielectric and the spring metal arms are phosphor bronze. It facilitates the lining up of coupled components ensuring a smooth, free drive. The diameter of the coupling is $1\frac{1}{8}$ " and the metal bushes take a $\frac{1}{4}$ " spindle.

CAT. No. 1009. CODE OPLEX. PRICE 1/6

Extension Control Outfit



The insulating portion of this outfit is made from precision drawn paxolin tube of high quality which cannot warp or bend, as does ebonite. The length of the insulating part is 4", while the $\frac{1}{4}$ " brass insert is 3" long, giving ample scope for length adjustment. A panel bush and nut are supplied with the outfit.

CAT. No. 1008. CODE STEN. PRICE 1/3

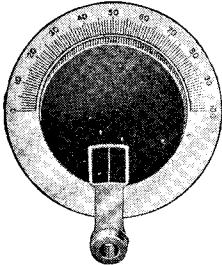


Fixed S.W. Air Dielectric Condenser



A useful air dielectric condenser with brass vanes. It can be used for padding ultra short wave circuits and in electron-coupled oscillator designs.


CAT. No. 929. 10 m.mfd. capacity. Code ACSI. PRICE 1/-



Knob Dial and Cursor

A handsome control outfit which can be used with extension spindles and any components employing $\frac{1}{4}$ " spindle. The cursor is shown out of position so that the method of fixing is clear. A 2" black bakelite knob and 3" 100° dial complete the outfit.

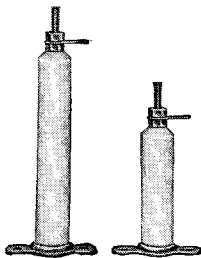
CAT. No. 1026. Code OSKUR. PRICE 2/-



Pointer Knob and Dial

A straight through control with 3" satin finish aluminium dial, engraved 0-100° in black. The pointer knob is of elegant shape in black bakelite, has fluted grip and tapering pointer with engraved white line. For $\frac{1}{4}$ " spindles only.

CAT. No. 1027. Code OSKO. PRICE 1/3




Insulating Pillars

Most useful for mounting components in ultra short wave receivers. Made in two heights with white D.L.-10 insulating portion $2\frac{1}{2}$ " or $1\frac{1}{2}$ " long by $\frac{1}{8}$ " diameter. N.P. metal foot with 2-hole fix and long 6BA screw shank (adjustable) at top.

CAT. No. 1028. $2\frac{1}{2}$ " Pillar. Code PILOX. PRICE 6d. each
CAT. No. 1029. $1\frac{1}{2}$ " Pillar. Code PILAX. PRICE 4½d. ea.

4 and 6-Pin Lead Connectors (RUBBER CASED).



The spring pins are moulded into a bakelite disc which is sprung into a soft rubber housing. Makes an ideal connector for leads used with valveholders No. 953 or 964. For obvious reasons, the soft rubber housing has advantages over the solid bakelite type.

CAT. No. 1030. 4-pin. Code ROPLU. PRICE 1/8
CAT. No. 1031. 6-pin. Code ROPLE. PRICE 1/9



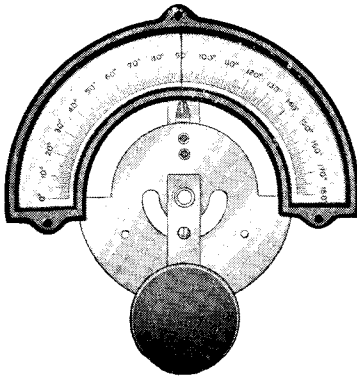


Telescopic Aerial

FOR THE 56 Mc/s. BAND.

The aerial length is such that it can be adjusted to resonate at any frequency in the 5 metre band and allows for the additional length required for reflector purposes. It is made from Duraluminium tubes, the two top sections telescoping. The total height extended is 9' 3", and telescoped 3' 3". A heavy base easily supports the aerial when extended. A terminal in connection with the aerial and a free terminal for feeder lines is provided in the bottom insulating sleeve.

CAT. No. 1038. Code TELAS. PRICE 12/6



Wide Vision Vernier Dial


This is a precision made tuning dial eminently suitable for all purposes where accuracy and smoothness of tuning are required. It has a slow motion ratio of 22:1 entirely free from back-lash. The 180° scale is traversed by a moving pointer driven by a 2" milled knob. The outside diameter of the escutcheon is 7" and 7" mounting height is required.

CAT. No. 973. Code ACDES.

PRICE 10/6

Short Wave Wavemeter

9.5-220 METRES.




A sharply tuned buzzer excited wavemeter which can be used as a signal generator for all short wavelength checking purposes. The circuit design also enables it to be used as an absorption meter with the same calibrations holding good. The waverange is covered with 3 coils, a calibrated graph being supplied for each. The meter is built in a diecast metal box of handy size and is of rigid construction. The buzzer is rubber mounted and gives a high pitched note without splutter.

CAT. No. 1025. Code WAMA.

PRICE 63/-

Low Frequency Chokes & Microphone Transformer




Both Chokes and Microphone Transformer are wound on a 4-section bakelite bobbin ensuring good insulation between sections. A good core of Swedish iron laminations is provided. Cat. No. 980 is a low inductance choke for smoothing or modulation purposes with a carrying capacity of 50 m/amps. Cat. No. 981 is a high inductance choke for coupling purposes with currents up to 10 m/amps. Cat. No. 1035 is a Tapped Microphone Transformer with output ratios of 30, 40, 50 and 60 : 1. Due to the amount of wire and iron used in its construction, it gives very good results.

CAT. No. 980. Low Inductance.
Code LOKA. PRICE **8/6**

CAT. No. 981. High Inductance.
Code HICA. PRICE **12/6**


CAT. No. 1035. Microphone Transformer.
Code MOKA. PRICE **12/6**



Welded Steel Cabinets

A very smart cabinet for the home constructor, rigidly and strongly built and finished in a bright ripple stoved black finish. The lid is hinged and the cabinet has ventilating louvers at the back and sides. A plain undrilled panel is supplied and the baseboard should be fastened to this, the whole assembly pushing in from the front. A gap in the back of the cabinet allows for connections. Made in two sizes.

CAT. No. 1033. Code STECA. PRICE **16/6**
Size, 8½" wide × 9½" back to front × 9¾" high.
CAT. No. 1034. Code STECO. PRICE **25/-**
Size, 17" wide × 9½" back to front × 9¾" high.



Ultra Short Wave I.F. Unit


A three unit, two stage I.F. unit working on 2000 kc/s, enclosed in a diecast box giving complete screening to each section, yet a compact total size. The three sections each house a H.F. transformer with tuned windings carefully designed and damped with resistors to give a practical band-width for sound receivers. The anode leads are screened.

CAT. No. 1037. 2000 kc/s.
Code USIF. PRICE **25/6**
Size, 6¼" × 2¼" × 1¼" deep.

PATENT No. 350188.



EDDYSTONE



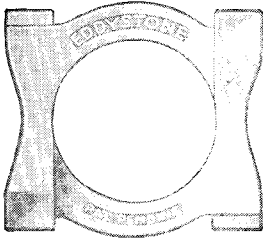
Six Pin Coil Base

This base is designed for the 6-pin interchangeable coils No. 959. It has low self-capacity, the legs being made from one piece to prevent noise and they afford excellent contact with the coil pins.

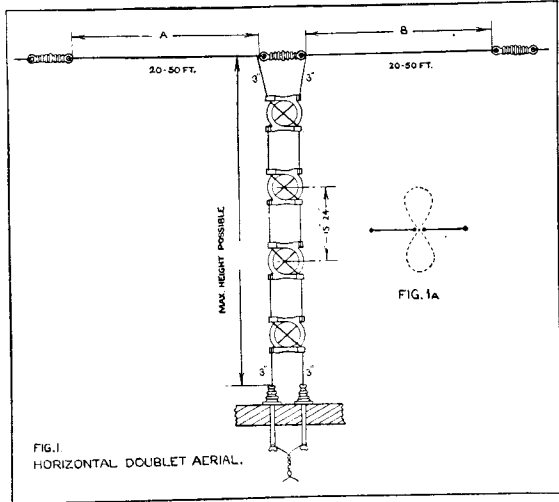

CAT. No. 969. Code ESAF. PRICE **2/3**

Crossfeeder Block

FOR ELIMINATION OF MAN-MADE INTERFERENCE ON SHORT WAVE AERIAL SYSTEMS.



CAT. No. 1004.

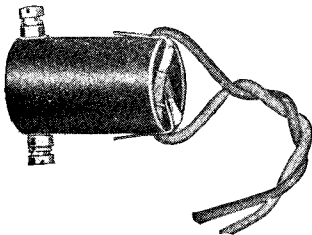


In many cases reception of weak short wave signals is impossible owing to man-made interference from electrical apparatus in the near vicinity. By the use of a doublet type aerial as shown, erected as high as possible and out of the general field of interference, and the employment of the special "EDDYSTONE" Crossfeeder System of lead-in, this man-made static can be very largely eliminated. Full details will be supplied on request.

The Crossfeeder Block is made of high grade vitreous porcelain and is highly glazed so that it is suitable for prolonged outside exposure. The Block has also many other uses, including transmission lines in connection with transmitting aerials.

CAT. No. 1004. Code CROFE PRICE **8d.**

Coupling Unit for Crossfeeder Aerial Leads

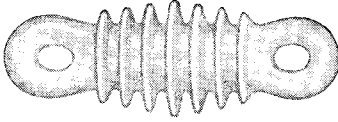


This unit is for coupling the two leads of a Crossfeeder aerial system into the Receiver. The normal practice is to connect the two output leads from the unit to the primary coil in the grid circuit of the set, which must not be earthed. The unit comprises two resistances in series with each lead. Assembled in a suitable housing with terminals and input leads.

CAT. No. 994. Code REDRE .. PRICE **2/6**



Aerial Strain Insulator



Overall Length, 3½"

CAT. No. 999. Code INSA PRICE **9d.**

A highly efficient insulator for high frequency use in transmitting or receiving aerial design. Has exceptionally long leakage path, is highly glazed against damp and with a breaking strain of 400 lbs. Made from Steatite, which is superior to glass or porcelain in respect of mechanical strength and low loss properties.

Bar Insulator



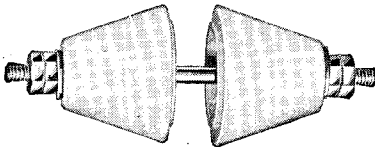
Spacing Distance, 2"

CAT. No. 1017. Code ATOR. PRICE **4/6 doz.**

FREQUENTITE.

An exceptionally useful insulator for strain or spacer purposes. It is made from Frequentite, so that it is ideal for ultra short wave work. As a feeder spacer, it is intended that the wires run parallel with the ends, which are slotted for this purpose. The wires can be secured in place with insulated wire or twine through the main holes.

Lead-through Insulator



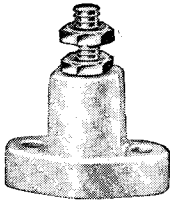
Cones 1½" long. 1½" max. diam.

CAT. No. 1018. Code LADOR. PRICE **1 8**

FREQUENTITE.

This insulator is primarily designed for carrying high frequency leads through metal baseboards with a minimum of loss. The insulator cones are of Frequentite and are flanged at the bottom to centre into the baseboard. A 4BA brass rod is used as the conductor. They are ideal in transmitters constructed on the rack principle. Lead washers are supplied to prevent breakage of the cones.

Midget Stand-off Insulator



Actual Size.

FREQUENTITE.


A small midget mounting insulator made from Frequentite with N.P. brass parts. A most useful accessory in the design of ultra short wave receivers and transmitters. The new quality Frequentite used closely approaches quartz in its characteristics as a low loss dielectric at high frequencies.

CAT. No. 1019. Code MIDE. PRICE **4/6 doz.**



Transmitting Inductances

CAT. No. 514. Code ACAB.



Tapping Clip

FOR INDUCTANCES
AND TELESCOPIC
AERIAL.



CAT. No. 516.
PRICE **6d.** each

These inductances are ideal for small and medium power transmitters. They will carry up to 500 watts anode current dissipation without heating and give a very high degree of efficiency. They are wound from soft drawn 20 gauge copper and are supplied in $\frac{3}{16}$ " or $\frac{1}{4}$ " tube form. The coils after winding are dipped bright and then lacquered to prevent oxidisation. Supplied in 3" diameter helix, any number of turns up to 15 maximum, with ends flattened and pierced for mounting.

PRICE $\frac{3}{16}$ " outside diameter Copper Tube **4d.** per turn
 $\frac{1}{4}$ " outside diameter Copper Tube **5d.** per turn



Stand-off Insulator

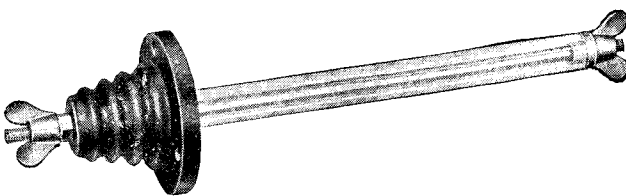
The "EDDYSTONE" Stand-off Insulator will find many uses in the experimenter's and transmitter's laboratory. It is ideal for mounting inductances, meters, spacing inside aerial feeders, and, in fact, for all insulating purposes where high voltages have to be carried. It is made from special quality vitreous porcelain, glossy brown finish, with hollow centre and is supplied with fixing screw and wing nut, metal parts being nickel plated.

PRICE .. **1.-**

CAT. No. 916. Code ACBE

Low Loss Aerial Lead-in

FOR RECEIVERS AND TRANSMITTERS.



This lead-in has been developed to obtain efficiency in this component for use with short wave receivers and low power transmitters. The outside insulator is of special vitreous porcelain


which will withstand the weather and has a long leakage path between the metal connecting portion and earth. The tube itself is of $\frac{1}{8}$ " diameter, high tensile strength glass with special electrical qualities. The metal portion is polished and nickel plated and wing nuts are fitted at both ends for general convenience.

CAT. No. 946. Code EADIN. Length of glass tube behind insulator $5\frac{3}{4}$ ".
PRICE **2 6**

CAT. No. 972. Code EODIN. Length of glass tube behind insulator 11".
PRICE **3 6**




Bakelite Terminal Saddles



These saddles are made from bakelite with raised feet. They are very suitable for battery lead connections, output connections and wiring points in receiver construction.

CAT. No. 995.	Terminal Saddle, 3-way.	CODE MINA.	PRICE 1/-
CAT. No. 996.	Terminal Saddle, 4-way.	Code MINO.	PRICE 1 1
CAT. No. 997.	Terminal Saddle, 5-way.	Code MINL.	PRICE 1 2




Bakelite Knob Dial

A 4" black bakelite dial engraved 0-180° in white. Suitable for use on frequency meters and transmitters.

CAT. No. 1005. Code BAKOD. PRICE **1 6**

S.W. Coil Formers

D.L.-9. DIELECTRIC



These coil formers have 8 ribs with an outside diameter $1\frac{3}{8}$ ", winding space is $2\frac{1}{8}$ ". The threaded formers carry 14 threads to the inch. They are identical formers as used for "EDDYSTONE" coils.

CAT. No. 935.	4-pin, plain.	PRICE 2/-
CAT. No. 936.	4-pin, threaded	PRICE 2/3
CAT. No. 1002.	6-pin, plain	PRICE 2/3
CAT. No. 1003.	6-pin, threaded	PRICE 2/6




Small Indicating Dial

A small $1\frac{1}{2}$ " diameter aluminium dial plate marked 0-10 in white letters. State whether $\frac{1}{2}$ " or $\frac{3}{8}$ " hole required.

CAT. No. 1032. Code INDIC. PRICE **4d.**

Control Knobs



These knobs are black bakelite with finely fluted edges for positive grip. They can be supplied with $\frac{1}{4}$ " or $\frac{3}{16}$ " hole and requirements should be stated when ordering.

CAT. No. 902.	2" knob.	PRICE 9d.
CAT. No. 903.	1" knob.	PRICE 6d.



RADIO & ELECTRICAL ENGINEER.

H. JONES, A.M.I.R.E.
109 NEW HALL LANE,
PRESTON,

